






CHRYSLER

A727, TF8 (WIDE GEAR, NON LOCK UP)

<p>CR12</p> 	<p>DIA. (BOLT CIRCLE) 11" (10")</p> <p>NOTES Non Lock Up High Stall 130T Wide Ring Gear No Weights</p>	<p>PILOT 1.810"</p>	<p>SPLINES 24</p>	<p>MOUNT 4 Pads, Offset</p> <p>APPLICATION CODES 1967-71 426 w/ Hemi Engine</p>
<p>CR10</p> 	<p>DIA. (BOLT CIRCLE) 11" (10")</p> <p>NOTES Non Lock Up 2100-2400 Stall 130T Wide Ring Gear No Weights</p>	<p>PILOT 1.810"</p>	<p>SPLINES 24</p>	<p>MOUNT 4 Thick Pads, Offset</p> <p>APPLICATION CODES 1970-76 B100-300, Charger, Cordoba, Coronet, D100-300, Imperial, New Yorker, Newport, Polara, Ramcharger, Town & Country 6 Cyl. & 318</p>
<p>CR10L</p> 	<p>DIA. (BOLT CIRCLE) 11" (10")</p> <p>NOTES Non Lock Up 1700-2000 Stall 130T Wide Ring Gear No Weights</p>	<p>PILOT 1.810"</p>	<p>SPLINES 24</p>	<p>MOUNT 4 Thin Pads, Offset</p> <p>APPLICATION CODES 1977-91 3.7L, 5.2L, 225 & 318 engine Green Low Stall Sticker</p> <p>TSB: 1, 172</p>
<p>CR10H</p> 	<p>DIA. (BOLT CIRCLE) 11" (10")</p> <p>NOTES Non Lock Up 2100-2400 Stall 130T Wide Ring Gear No Weights</p>	<p>PILOT 1.810"</p>	<p>SPLINES 24</p>	<p>MOUNT 4 Thin Pads, Offset</p> <p>APPLICATION CODES 1977-91 3.7L, 5.2L, 225 & 318 engine Red or Orange High Stall Sticker</p> <p>TSB: 1, 172</p>
<p>CR10HP-11</p> 	<p>DIA. (BOLT CIRCLE) 11" (10")</p> <p>NOTES Non Lock Up 2400-2600 Stall 130T Wide Ring Gear Specify Engine for Correct Weights</p>	<p>PILOT 1.810"</p>	<p>SPLINES 24</p>	<p>MOUNT 4 Pads, Offset</p> <p>APPLICATION CODES High Performance</p>
<p>CR10HP-10</p> 	<p>DIA. (BOLT CIRCLE) 10" (10")</p> <p>NOTES Non Lock Up 3000-3400 Stall 130T Wide Ring Gear Specify Engine for Correct Weights</p>	<p>PILOT 1.810"</p>	<p>SPLINES 24</p>	<p>MOUNT 4 Pads, Offset</p> <p>APPLICATION CODES High Performance</p>

Chrysler