

212 Big block intake manifold mounting fasteners**A. Bolts**

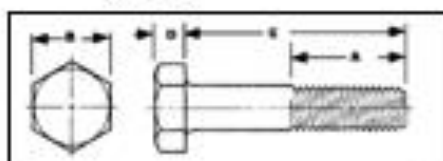
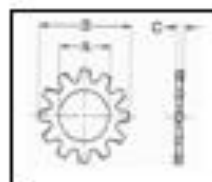
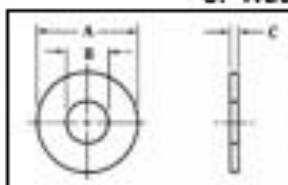
(8) 3/8-16 x 1.50" lg. Hex head bolts. Phosphate finish (prior to paint) grade 8.

B. Washer

(1) External tooth washer – This washer is used for the negative battery ground to the block after 1969 for non-air conditioning cars.

C. Washers

(6) Flat Washers – Used on aluminum (440 +6) intakes. There is not a washer for bolts that have a bracket to secure.

A. Bolt**B. Washer****C. Washer**

Ref	Position	Fastener Type	Qty	Tag	A	B	C	D	Part #
A	1 – 8	Bolt	8	3/8-16	1.08	9/16 Trim	1.50	.24	942118
A	3	Bolt w/ A/C –	1	3/8-16	1.50	9/16 Trim	1.85 *	.24	
B	1	Washer – ex. tooth	1	N/A	.45	.78	.08		
C	2- 4 and 6- 8	Washer (Alum Intake)	6	N/A	.75	.45	.11		

* Some 1968 & 69 engines have been found with 1.65" lg bolts